

# DAILY SPICES REPORT

2 Jan 2025

- JEERA
- DHANIYA
- TURMERIC



## NCDEX Future Market Update

Commodity	Expiry	Open	High	Low	Close	% Change
TURMERIC	17-Apr-25	15,050.00	15,634.00	15,050.00	15,364.00	3.63
TURMERIC	20-May-25	15,190.00	15,600.00	15,150.00	15,392.00	2.61
JEERA	20-Jan-25	24,510.00	24,580.00	24,340.00	24,385.00	-0.67
JEERA	20-Mar-25	23,845.00	23,875.00	23,510.00	23,600.00	-0.94
DHANIYA	20-Jan-25	8,110.00	8,110.00	7,954.00	7,980.00	-1.53
DHANIYA	17-Apr-25	8,610.00	8,700.00	8,560.00	8,662.00	0.44

## Spot Market Update

Commodity	Place	Price	% Chg
Jeera	उंझा	24,391.25	-0.21
Jeera	जोधपुर	25,175.00	0.6
Dhaniya	गोंडल	7,917.40	-0.55
Dhaniya	कोटा	7,937.85	1.7
Turmeric (Unpolished)	निजामाबाद	13,300.65	2.71
Turmeric (Farmer Polished)	निजामाबाद	14,040.30	2.82

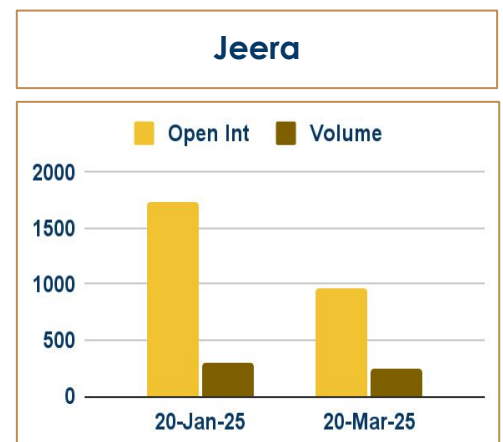
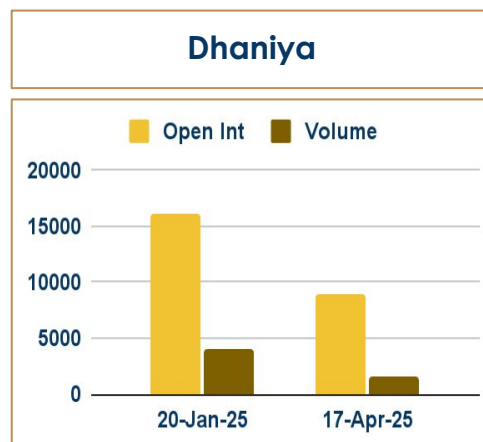
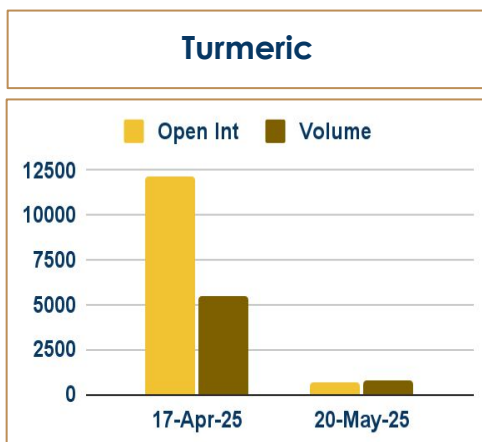
## Currency Market Update

Currency	Country	Rates
USDINR	India	85.65
USDCNY	China	7.30
USDBDT	Bangladesh	119.43
USDHKD	Hongkong	7.77
USDMYR	Malaysia	4.48
USDAED	UAE	3.67
EURUSD	Europe	1.04

## Open Interest Snapshot

Commodity	Expiry	% Change	% Oi Change	Oi Status
TURMERIC	17-Apr-25	3.63	-1.38	Short Covering
TURMERIC	20-May-25	2.61	20.79	Fresh Buying
JEERA	20-Jan-25	-0.67	-3.98	Long Liquidation
JEERA	20-Mar-25	-0.94	15.88	Fresh Selling
DHANIYA	20-Jan-25	-1.53	-5.12	Long Liquidation
DHANIYA	17-Apr-25	0.44	10.04	Fresh Buying

## OI & Volume Chart



Technical Snapshot



BUY JEERA JAN @ 24300 SL 24000 TGT 24600-24800. NCDEX

Spread JEERA MAR-JAN -785.00

Observations

Jeera trading range for the day is 24200-24680.

Jeera prices gained as sowing has been delayed

Higher day temperatures in the past few weeks has impacted the seeding of jeera and has also led to poor germination in various places.

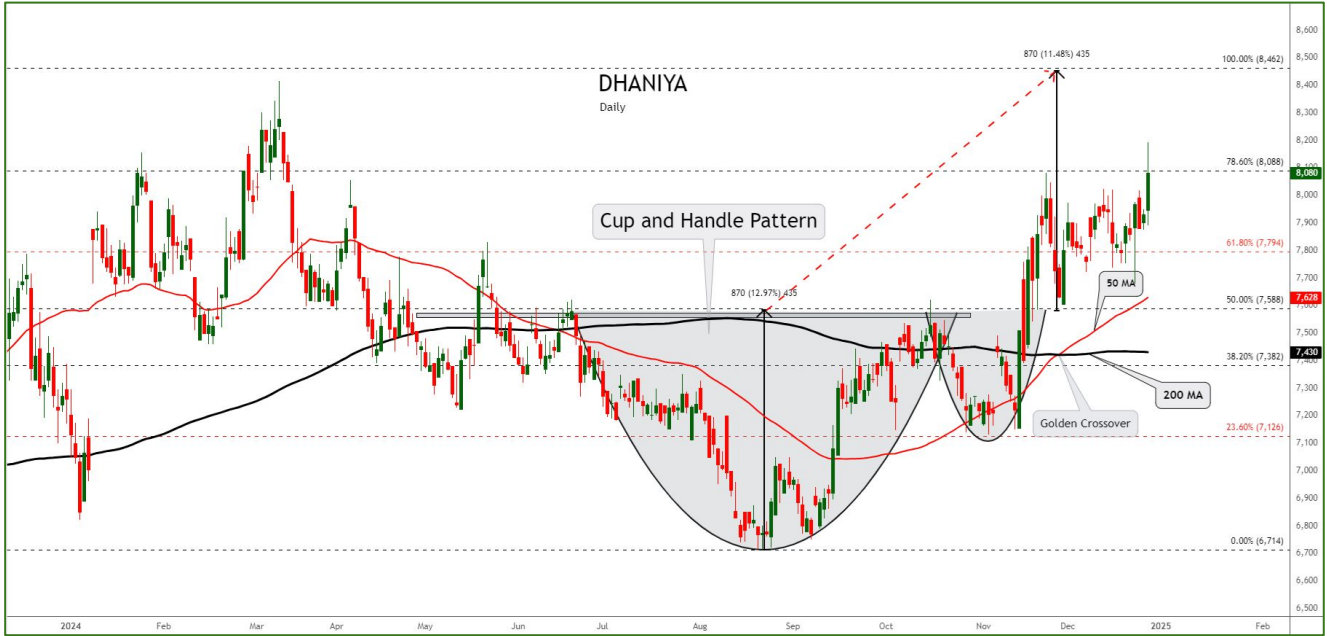
In Gujarat, jeera sowing has taken place in only 57,915 hectares till November 25 during the rabi 2024-25 cropping season.

In Unjha, a major spot market, the price ended at 24391.25 Rupees dropped by -0.21 percent.

Trading Levels

Commodity	Expiry	Close	R2	R1	PP	S1	S2
JEERA	20-Jan-25	24,385.00	24680.00	24540.00	24440.00	24300.00	24200.00
JEERA	20-Mar-25	23,600.00	24020.00	23810.00	23660.00	23450.00	23300.00

Technical Snapshot



BUY DHANIYA JAN @ 7900 SL 7800 TGT 8000-8100. NCDEX

Spread DHANIYA APR-JAN 682.00

Observations

Dhaniya trading range for the day is 7858-8170.

Dhaniya dropped on profit booking after prices gained driven by the opening of export markets

Sowing has been delayed due to excessive soil moisture, limiting future supply.

Lower carryover stocks at production centers further tighten the market.

In Gondal, a major spot market, the price ended at 7917.4 Rupees dropped by -0.55 percent.

Trading Levels

Commodity	Expiry	Close	R2	R1	PP	S1	S2
DHANIYA	20-Jan-25	7,980.00	8170.00	8074.00	8014.00	7918.00	7858.00
DHANIYA	17-Apr-25	8,662.00	8780.00	8720.00	8640.00	8580.00	8500.00

Technical Snapshot



BUY TURMERIC APR @ 15100 SL 14850 TGT 15400-15600. NCDEX

Spread TURMERIC MAY-APR 28.00

Observations

Turmeric trading range for the day is 14766-15934.

Turmeric gains on strong buying activity amid reports of low supplies till the arrival of new crop.

However upside seen limited as turmeric crop is reported to be in good to excellent condition.

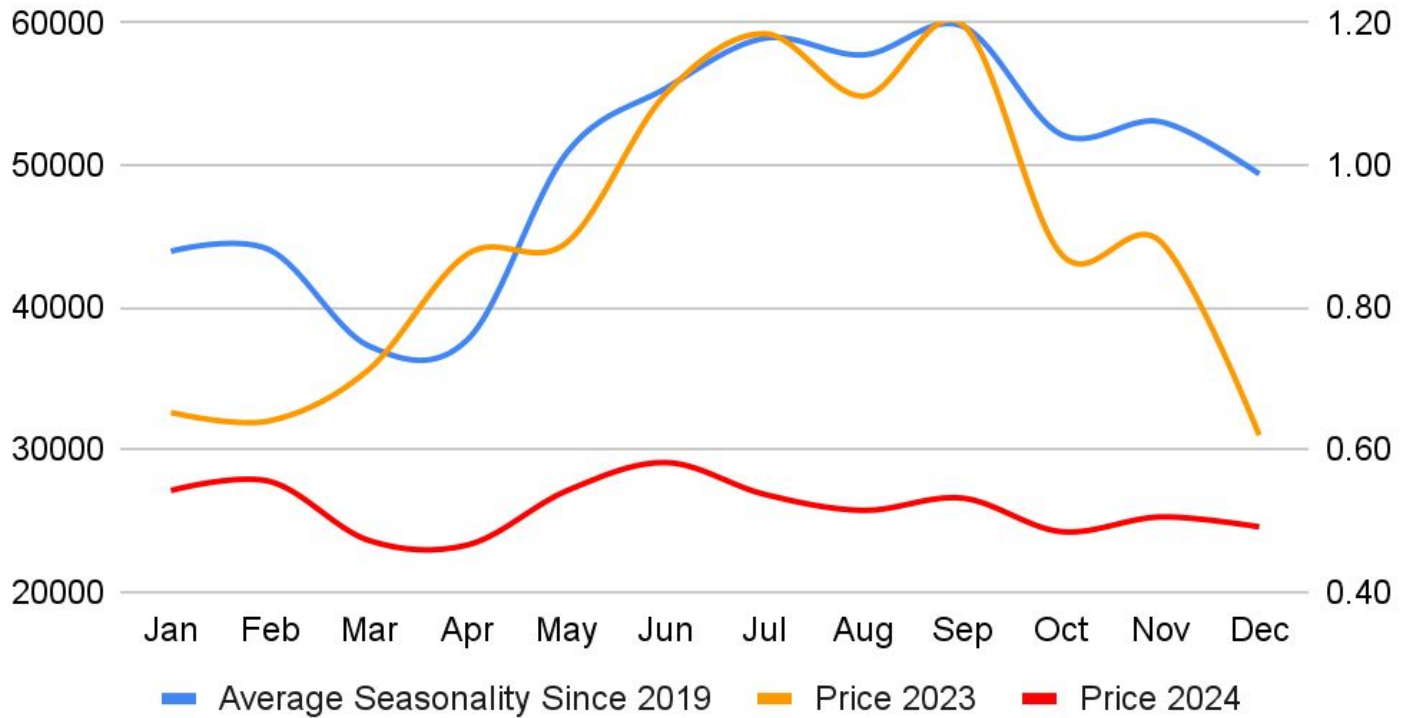
In Indonesia, dry weather has accelerated harvesting, which is currently at peak levels.

In Nizamabad, a major spot market, the price ended at 14040.3 Rupees gained by 2.82 percent.

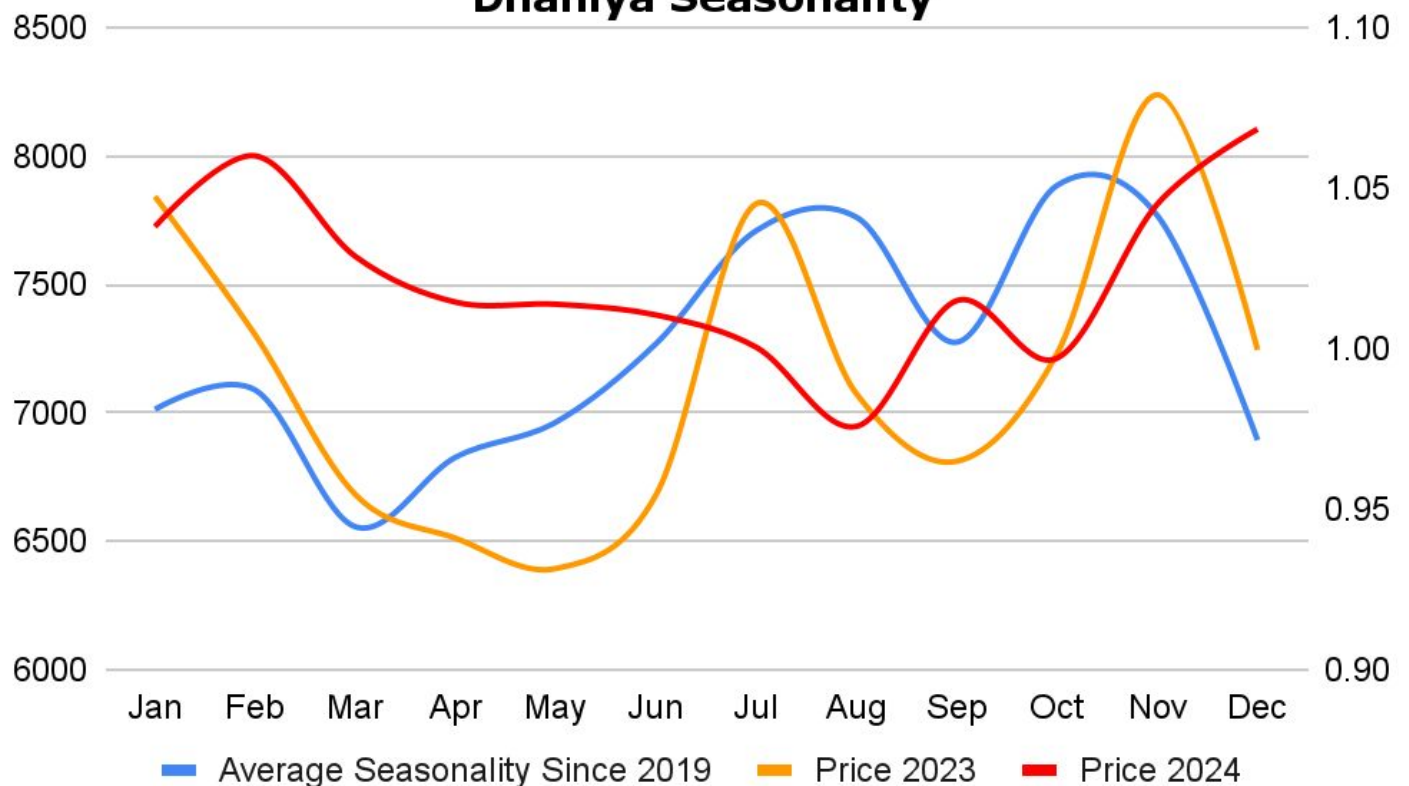
Trading Levels

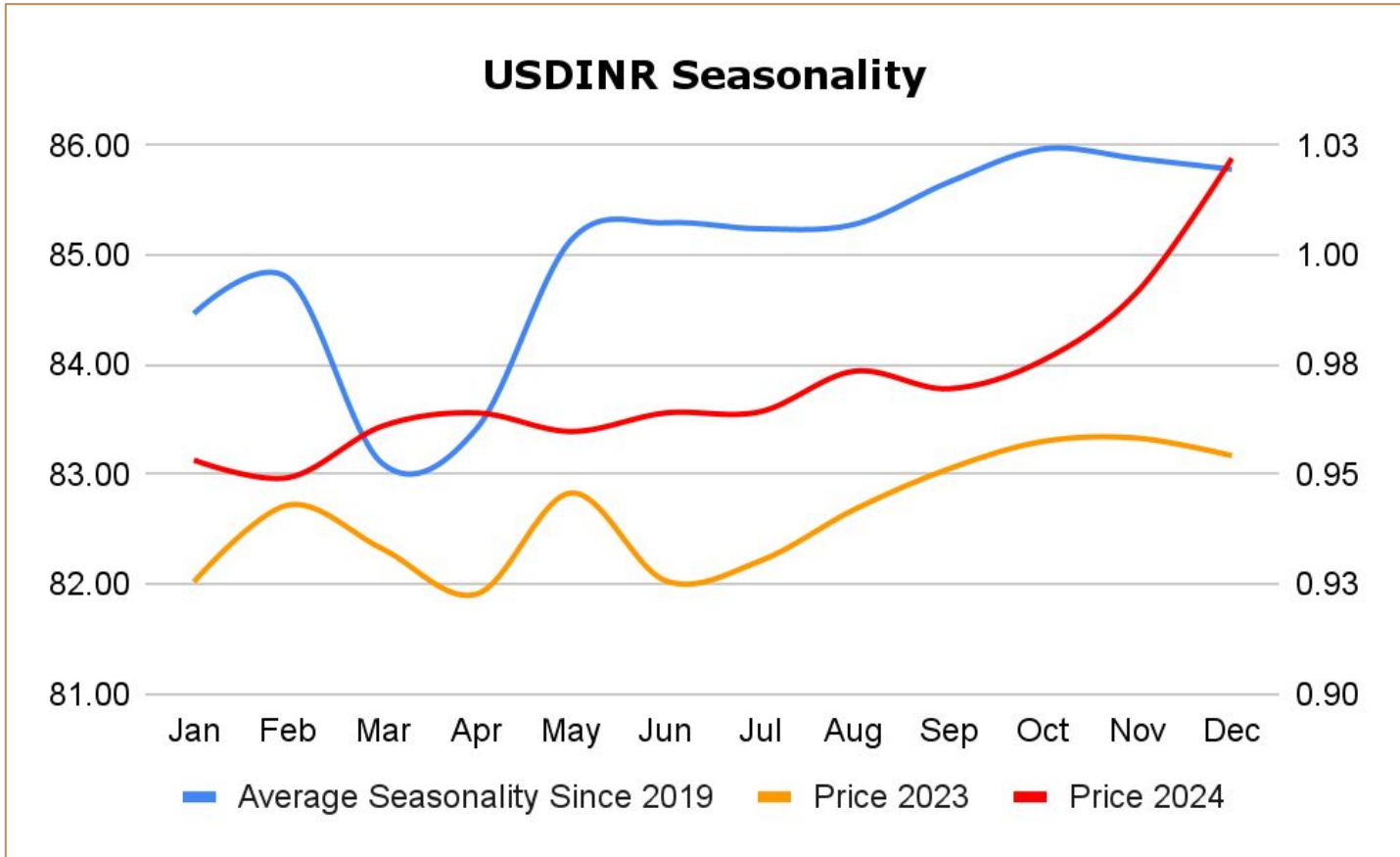
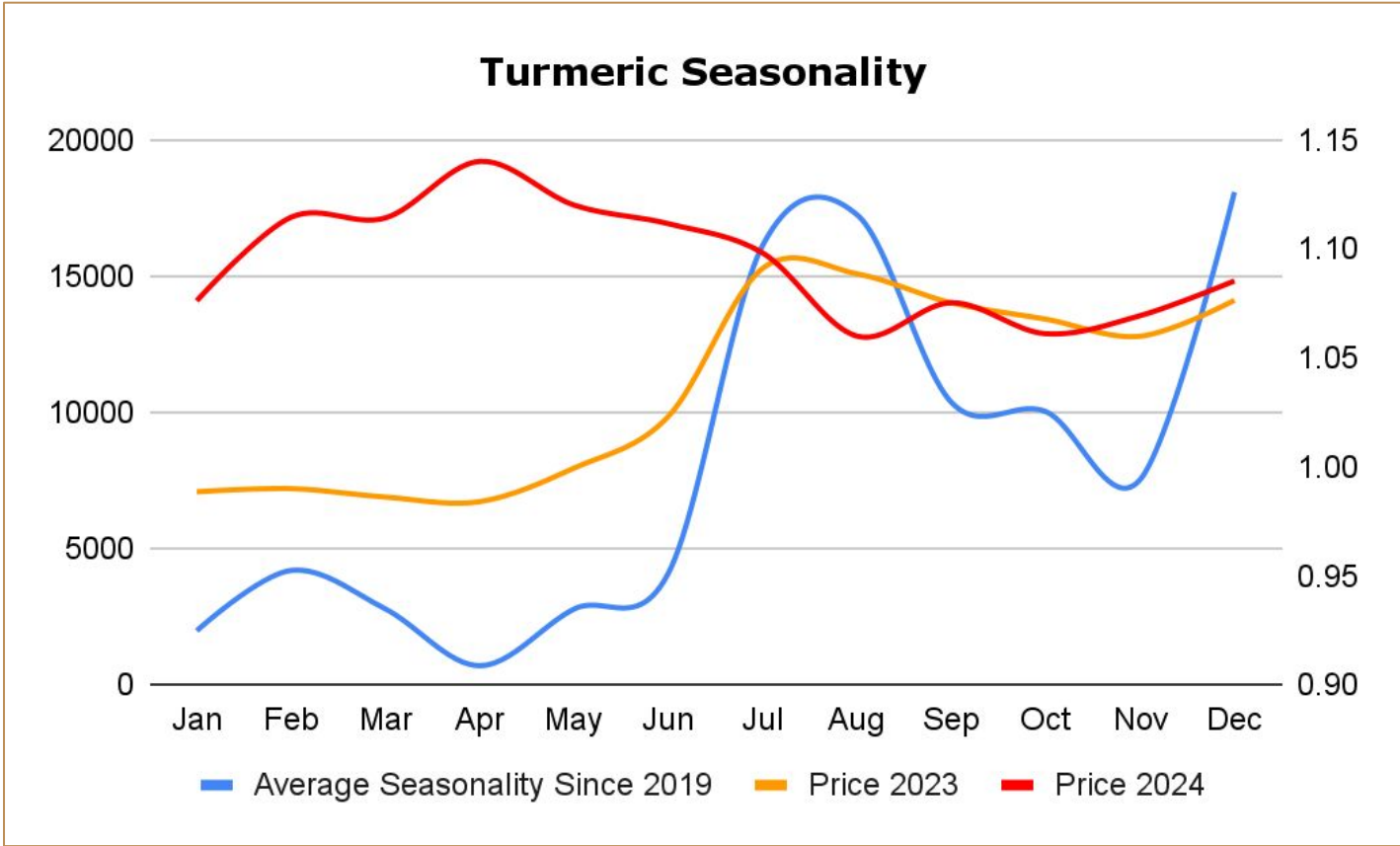
Commodity	Expiry	Close	R2	R1	PP	S1	S2
TURMERIC	17-Apr-25	15,364.00	15934.00	15650.00	15350.00	15066.00	14766.00
TURMERIC	20-May-25	15,392.00	15830.00	15610.00	15380.00	15160.00	14930.00

### Jeera Seasonality



### Dhaniya Seasonality





This Report is prepared and distributed by Kedia Stocks & Commodities Research Pvt Ltd. Our SEBI REGISTRATION NUMBER - INH000006156. for information purposes only. The recommendations, if any, made herein are expressions of views and/or opinions and should not be deemed or construed to be neither advice for the purpose of purchase or sale through KSCRPL nor any solicitation or offering of any investment /trading opportunity. These information/opinions/ views are not meant to serve as a professional investment guide for the readers. No action is solicited based upon the information provided herein. Recipients of this Report should rely on information/data arising out of their own investigations. Readers are advised to seek independent professional advice and arrive at an informed trading/investment decision before executing any trades or making any investments. This Report has been prepared on the basis of publicly available information, internally developed data and other sources believed by KSCRPL to be reliable. KSCRPL or its directors, employees, affiliates or representatives do not assume any responsibility for or warrant the accuracy, completeness, adequacy and reliability of such information/opinions/ views. While due care has been taken to ensure that the disclosures and opinions given are fair and reasonable, none of the directors, employees, affiliates or representatives of KSCRPL shall be liable for any direct, indirect, special, incidental, consequential, punitive or exemplary damages, including lost profits arising in any way whatsoever from the information/opinions/views contained in this Report. The possession, circulation and/or distribution of this Report may be restricted or regulated in certain jurisdictions by appropriate laws. No action has been or will be taken by KSCRPL in any jurisdiction (other than India), where any action for such purpose (s) is required. Accordingly, this Report shall not be possessed, circulated and/ or distributed in any such country or jurisdiction unless such action is in compliance with all applicable laws and regulations of such country or jurisdiction. KSCRPL requires such a recipient to inform himself about and to observe any restrictions at his own expense, without any liability to KSCRPL. Any dispute arising out of this Report shall be subject to the exclusive jurisdiction of the Courts in India.

## KEDIA ADVISORY

### KEDIA STOCKS & COMMODITIES RESEARCH PVT LTD

Mumbai, India

SEBI REGISTRATION NUMBER - INH000006156

For more details, please contact: +91 93234 06035 / 96195 51022

Email: [info@kediaadvisory.com](mailto:info@kediaadvisory.com)

Regd.Off.: 1, 2, 3 & 4, 1st Floor, Tulip Bldg, Flower Valley Complex, Khadakpada Circle,  
Kalyan-(W), Mumbai-421301